

J M BAXI

THE PORT SPECIALIST  
MARINE SERVICES

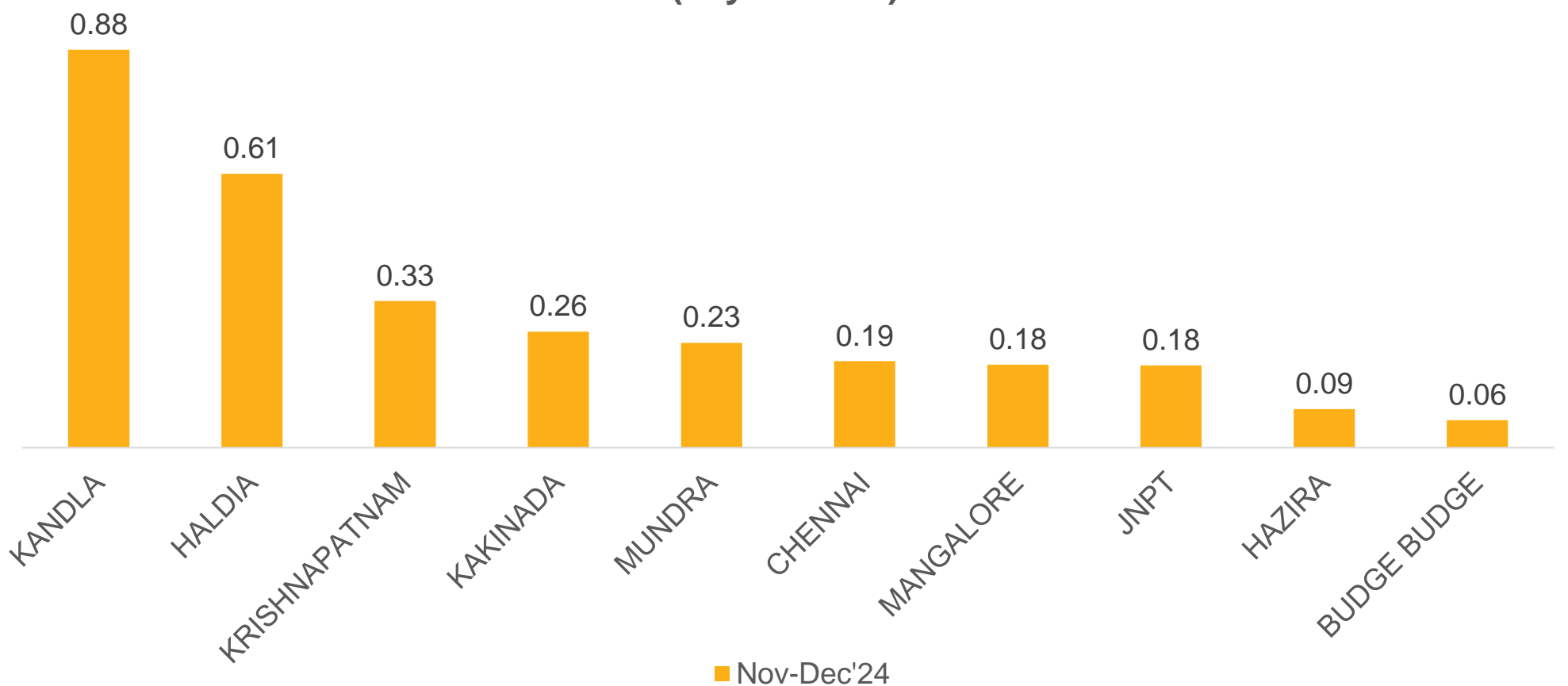


Veg Oil Monthly Update  
January 2025



# Veg Oils and Indian Ports

**Edible Oil Vessels Calling Indian Ports – Oil Year 24-25 (Nov-Dec'24)  
(Qty in MMT)**



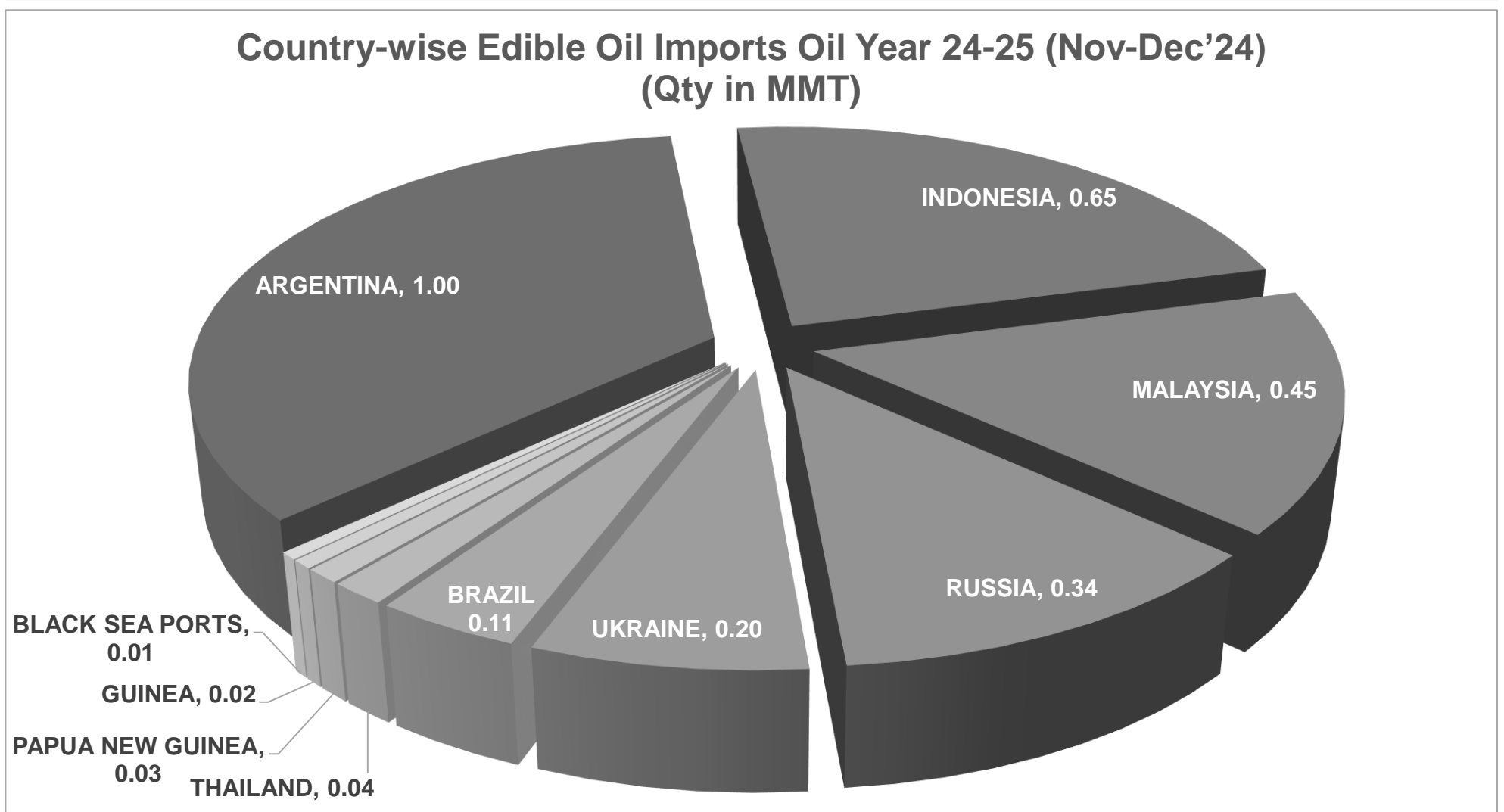
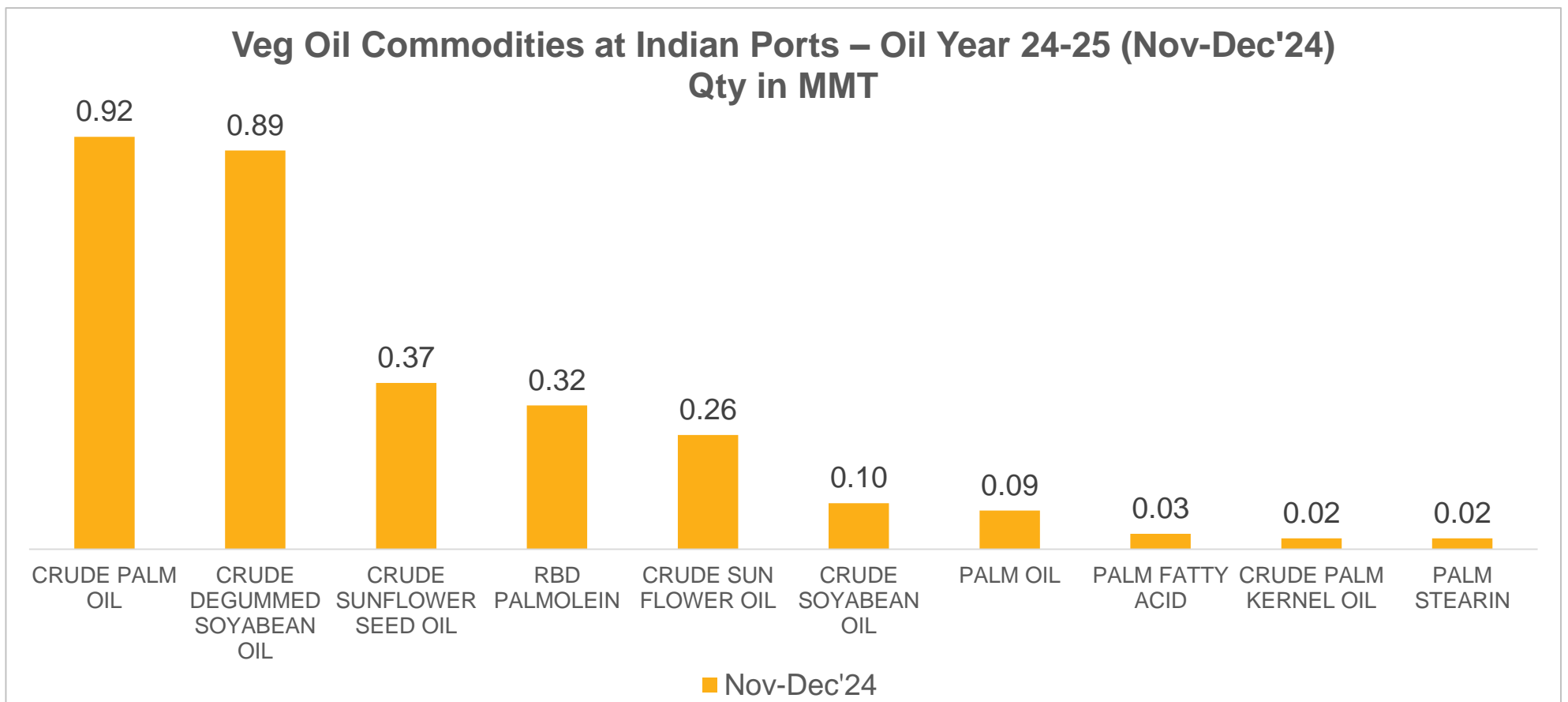
**TOP 10 EDIBLE OIL IMPORTERS (Nov-Dec'24)  
QTY IN MMT**

IMPORTERS	IMPORT QTY
ADANI WILMAR LTD.	0.52
BUNGE INDIA PVT. LTD.	0.32
PATANJALI FOODS LTD.	0.28
GOKUL AGRO RESOURCES LTD.	0.21
GEMINI EDIBLES & FATS INDIA PVT. LTD.	0.21
EMAMI AGROTECH LTD.	0.18
LOHIYA GROUP	0.09
CARGILL INDIA PVT. LTD.	0.07
VITERRA INDIA PVT. LTD.	0.07
GOKUL AGRI INTL. LTD.	0.06

# Veg oils Product wise monthly performance



- The overall import of vegetable oils during first two months of oil year 2024-25, Nov.-Dec' 24 is reported at 2,859,068 tons compared to 2,472,276 tons during the same period of last year i.e. up by 16%. During Nov-Dec., 2024, 449,827 tons of refined oil (RBD Palmolein) being imported compared to 422,736 tons and 2,326,136 tons of crude oil imported compared to 2,033,042 tons in Nov.-Dec., 2023. The Share of Palm Oil decreased to 48% from 72% while Soft Oils increased to 52% from 28%.





# Import Duty on Edible oils



- The government in September allowed import of crude palm oil, soyabean oil and sunflower oil at nil rate of customs duty for two years. The agri cess on Palm oil has been steady at 5% while it slashed for crude soy bean oil and sunflower oil.
- The basic duty on refined soyabean oil and refined sunflower oil has made an incline from 12.5% to 32.5%.
- The basic duty on refined palm oil has increased from 12.5% at 32.5%.

Oils	w.e.f. 14.09.24	Agri Cess	Social Welfare Cess	Effective Duty
Crude Palm Oil	20.00%	5.0%	10%	27.50%
RBD Palmolein	32.50%	--	10%	35.75%
RBD Palm Oil	32.50%	--	10%	35.75%
Crude Soybean Oil	20.00%	5.0%	10%	27.50%
Crude Sunflower Oil	20.00%	5.0%	10%	27.50%
Crude Rapeseed Oil	35.00%	--	10%	38.50%
Refined Soybean Oil	32.50%	--	10%	35.75%
Refined Sunflower Oil	32.50%	--	10%	35.75%
Refined Rapeseed Oil	45.00%	--	10%	49.50%
Crude Cottonseed Oil	35.00%	--	10%	38.50%
Refined Cottonseed Oil	45.00%	--	10%	49.50%

Source: SEA Data Bank

**THE SOLVENT EXTRACTOR'S ASSOCIATION OF INDIA  
GOVERNMENT OF INDIA TARIFF STRUCTURE FOR IMPORT OF EDIBLE OILS  
(Price in CIF US\$) as of 16<sup>th</sup> January'25**

Oils	w.e.f. 16.07.24	w.e.f. 1.08.24	w.e.f. 15.08.24	w.e.f. 31.08.24	w.e.f. 14.09.24	w.e.f. 1.10.24	w.e.f. 16.10.24	w.e.f. 31.10.24	w.e.f. 15.11.24	w.e.f. 30.11.24	w.e.f. 14.12.24	w.e.f. 01.01.25	w.e.f. 16.01.25
Crude Palm Oil	925	930	937	949	965	983	1008	1046	1080	1119	1158	1203	1137
RBD Palm Oil	930	941	948	960	976	994	1019	1058	1081	1127	1171	1205	1180
Other –Palm Oil	928	936	943	955	971	989	1014	1052	1081	1123	1165	1204	1159
CrudePalmolein	933	946	953	965	981	999	1024	1063	1085	1129	1174	1212	1189
RBD Palmolein	936	949	956	968	984	1002	1027	1066	1088	1132	1177	1215	1192
Other-Palmolein	935	948	955	967	983	1001	1026	1065	1087	1131	1176	1214	1191
Crude SoybeanOil	996	1013	988	983	1011	1014	1025	1057	1087	1117	1125	1113	1074

# Import Duty on Edible oils & Stock Update



## PORTWISE IMPORT OF EDIBLE OIL FOR THE MONTHS OF NOVEMBER 2024 TO DECEMBER 2024 WITH COMPARATIVE PERIOD OF PREVIOUS YEAR 2023-2024 (2 MONTHS)

(Qty. in M.T.)

MONTH	Tu'corin	Mundra	Mumbai	Mg'lore	Kandla	Kakinada	JNPT	Haldia	K'patinam	Chennai	Budge-budge	Other Ports*	TOTAL
Nov 2024	45,000	80,268	---	102,450	466,667	138,862	110,482	246,351	220,654	93,834	25,667	60,066	1,590,301
	43,900	76,525	---	79,550	329,557	80,751	43,035	173,112	126,501	84,753	34,481	75,927	1,148,092
Dec 2024	31,651	102,537	---	27,000	393,321	83,495	112,646	164,579	99,973	95,691	17,270	57,500	1,185,662
	26,600	75,002	---	86,130	377,018	92,730	102,358	199,133	171,587	85,231	18,000	73,898	1,307,686
TOTAL	76,651	182,805	---	129,450	859,988	222,357	223,128	410,930	320,627	189,525	42,937	117,566	2,775,963
	70,500	151,527	---	165,680	706,575	173,481	145,393	372,245	298,088	169,984	52,481	149,825	2,455,778
2023-2024	478,233	922,807	---	1,070,540	4,281,967	1,241,080	1,256,599	2,676,094	1,703,617	1,171,217	297,873	862,545	15,962,571
2022-2023	430,808	1,047,337	---	1,083,982	5,006,708	1,203,276	1,326,222	2,370,188	1,542,505	1,380,976	354,334	719,756	16,466,093
2021-2022	391,159	917,398	5,000	766,923	4,578,907	888,861	1,254,850	2,005,050	1,391,262	1,003,305	284,620	542,505	14,029,840
2020-2021	326,048	686,321	5,149	777,008	3,950,816	915,224	1,277,182	1,956,918	1,521,208	975,628	247,883	492,126	13,131,511

\* Other Ports - Vizag, Pondicherry, Goa, Paradip, Nagapattinam, Bedi

## Total Stock of Veg Oils on Indian ports as of 31<sup>st</sup> Dec'24

Row Labels	CRUDE PALM OIL	CRUDE DEGUMMED SOYABEAN OIL	CRUDE SUNFLOWER SEED OIL	RBD PALM OLEIN	CRUDE SUN FLOWER OIL	CRUDE SOYABEAN OIL	PALM OIL	PALM FATTY ACID	CRUDE PALM KERNEL OIL	PALM STEARIN
KANDLA	0.26	0.49	0.01		0.02		0.07	0.01		
HALDIA	0.13	0.33	0.03	0.10	0.01					
KRISHNAPATNAM	0.14			0.10	0.09					
KAKINADA	0.03		0.20	0.02						
MUNDRA	0.03	0.05			0.02	0.07		0.02	0.02	0.02
JNPT	0.09	0.01	0.06	0.01	0.01					
CHENNAI	0.04			0.05	0.09					
MANGALORE	0.05		0.07	0.04	0.01					
HAZIRA	0.03	0.01				0.03				
TUTICORIN	0.03				0.01		0.01			
BUDGE BUDGE	0.06									
PARADIP	0.02									
COCHIN			0.01							

## Reports for January 2025

J. M. BAXI Monthly Agri Products Update

J. M. BAXI Monthly Automotive Logistics Update

J. M. BAXI Monthly Cement Update

J. M. BAXI Monthly Coal Update

J. M. BAXI Monthly Container Update

J. M. BAXI Monthly Cruise Shipping Update

J. M. BAXI Monthly Veg Oil Update

J. M. BAXI Monthly Fertilizer Update

J. M. BAXI Monthly Mineral and Metal Update

J. M. BAXI Monthly Oil and Petroleum Update

J. M. BAXI Monthly Port Update

J. M. BAXI Monthly Project Cargo Update

J. M. BAXI Monthly Seafarers Insights Update

J. M. BAXI Monthly Steel Update

Research and Analysis Cell  
**J. M. Baxi**

Godrej Coliseum, Office No. 801, 8th floor, "C" wing, Behind Everard Nagar,  
Off. Somaiya Road, Sion. Mumbai - 400022 INDIA.  
T: 022 61077100 Ext 161 | M: 091-7506004224  
E: [shwetalk@jmbaxi.com](mailto:shwetalk@jmbaxi.com) | W: [www.jmbaxico.co.in](http://www.jmbaxico.co.in)